


How to download your digital passport photo

If you have a digital passport photo with a personal code you can use that code to download the photo onto your computer, tablet or smartphone.

What does your personal code look like?

Your personal code looks like this : **abJp27Xs** and can be found on the printout you got in the store:



If you have provided your email address at the store you will also have received an email with your personal code.

Go to IDstation.online website and enter your code

Go to <https://idstation.online> where you will see this:

Home Store Locator Support and Complaints Help Register Log in Change Language


Welcome to IDstation.online.

IDstation.online stores digital passport photos securely. Local retailers will be able to take your passport photo and store a digital passport photo here at IDstation.online. The retailer will provide you with a personal code to retrieve your photo here at IDstation.online. You can enter that code below. You can also use that personal code when applying online for a new passport or driving license.

Check out the [Help](#) section for more information

Request your digital passport photo

Your Code

Captcha Ik ben geen robot  reCAPTCHA
Privacy - Voorwaarden



Enter

Enter your personal code, mark the "I'm not a robot" checkbox and click on "Enter".

You will see the photo along with other information about the photo:

IDstation.online Home Watch Video About Us Store Locator Help Privacy

This is your digital passport photo

Recipient Email	@photomatic.nl 	Change email?	Photo:
Upload Date	12-2-2019 13:31:53		
Country Template	Germany Passport		This is not me.
ICAO test OK?	Yes		
ICAO Test Result	View ISO data		
Store Name	DPS office Paul		
Store City	Hilversum		
Personal Code	3YCPTreC		
Uploaded by ID Station	DeveloplaptopPAUL		
EXIF data from original photo	Click here to view EXIF data		
Digitally Altered?	No		

[Delete this data](#) [Send digital photo by email](#) [Download Photo](#)

[Log Out](#) to safely close your session.

To receive your photo by **email**: simply click on the button "Send digital photo by email". Your photo will be sent to your email address that was entered when the photo was uploaded. This is shown on screen as "Recipient Email" so please check if the email address is correct. If not, edit it by clicking on it.

To **download** your photo simply click on the button "Download Photo". This option is useful if you do not have an email address or your email provider blocks emails with attachments.

Possible error messages

1. The code does not exist. You have 2 attempts left.

This error will show if the code you entered could not be found in the database. This usually is due to a "typo". When entering the personal code you need to make sure you do not make a mistake such as typing a "l" instead of a "1" or an "O" instead of a "0". Personal codes are case sensitive and have letters and numbers.

2. Your photo expired as it was taken more than six months ago. Please enter a new photo code.

An official document needs to have a recent photo. A photo taken more than six months ago is not recent and is no longer valid for official documents.